




ENCAPSULATED TOROIDAL TRANSFORMERS

TE25 25VA 60°C/B



www.efer.com

home>>index

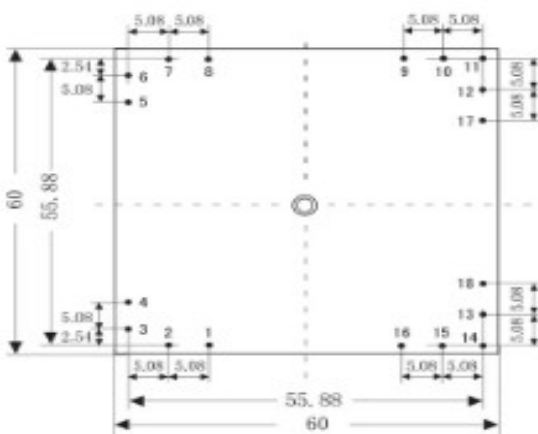
g EN61558, EN60590, EN60472, UL506, UL1585, UL5085 · External p

TECHNICAL SPECIFICATIONS

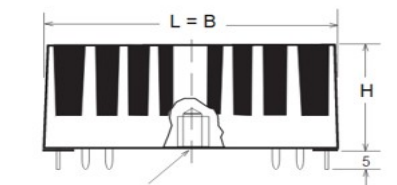
- Power 25VA 60°C/B
- Configuration of primary/secondary dual or multiple allow get any required.
- The toroidal transformers have a lot more advantages than the conventional and encapsulated ones
- Their use is highly recommended due to their improvements in radiation,
- Designed and manufactured according regulations EN61558-1
- Double isolation copper wire
- Ambient temperature of 60°C/104°F
- Magnetic core of grain-oriented silicon steel
- Superior isolation at 5M at 500 Vdc
- Primary Dielectric strength / superior secondary at 3 KV , 1min.
- The wide range of HR toroidal transformers goes from 1.6VA to 50VA. •

MODEL	Vin ac Pins 6/5 & 4/3	V sec. Open Pins 11/12 & 13/14	V sec. Full Load	Current mA /25VA
TE25 000	2 x 115 Vac	2 x 8,4V	2 x 7V	2 x 1,78 A
TE25 001	2 x 115 Vac	2 x 10,5V	2 x 9V	2 x 1,38 A
TE25 002	2 x 115 Vac	2 x 14,3V	2 x 12 V	2 x 1,04 A
TE25 003	2 x 115 Vac	2 x 17,7V	2 x 15 V	2 x 833 mA
TE25 004	2 x 115 Vac	2 x 21,5V	2 x 18 V	2 x 694 mA
TE25 005	2 x 115 Vac	2 x 26,0V	2 x 22 V	2 x 568 mA

MECHANICAL INFORMATION



Bottom view



- L=B=60,0mm
- H=38,0mm

Schematic Diagram:



Series connection: 4-5 short connection, 3-6 input
Parallel connection: 4-6 short connection, 3-5 input