




# COMMON MODE POWER LINE CHOKE

## HR 1942 HR 1943 SERIES



[www.efiter.com](http://www.efiter.com)

[home>>index](#)

According DIN EN 60938-2(VDE 0565-2-1):2008-02; EN 60938-2:1999+A1:2007

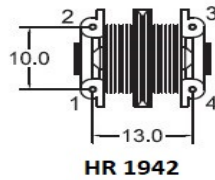
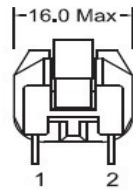
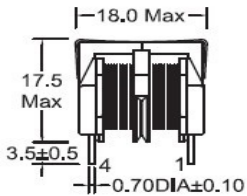
### FEATURES

- Rated voltage 250VAC
- Rated current 250mA to 1500mA
- Rated inductance 1mH to 43mH
- Turns ratio:N1:N2=1:1(+/- 2%)
- Hi-Pot\_Pri\_Sec 2500vac/1mA/60sec
- Operating temperature: -40°C to +105°C
- All parts meet ROHS compliance

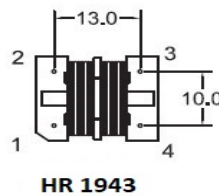
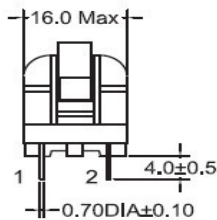
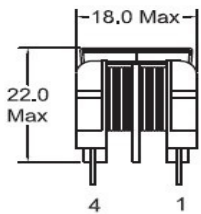
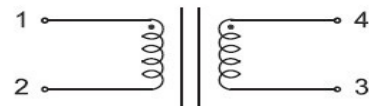
### ELECTRICAL CHARACTERISTICS

PART Number	Inductance (mH)	DC Resistance (Ω)typ	Rated current (mA)
HR 194X 000	43	3.55	250
HR 194X 001	30	2.45	300
HR 194X 002	20	1.8	350
HR 194X 003	15	1.34	400
HR 194X 004	10	0.84	500
HR 194X 005	5.0	0.41	700
HR 194X 006	3.5	0.29	800
HR 194X 007	2.0	0.19	1000
HR 194X 008	1.0	0.087	1500

### TECHNICAL INFORMATION



HR 1942



HR 1943

Dimensions in mm  
Tolerance : +/- 0.50